



OB/GYN

Obstetrics and Gynecology

# The complete, portable patient care solution

ACUSON P300 Ultrasound System

## Mobile. Powerful. And extraordinarily versatile.

The ACUSON P300™ ultrasound system is a complete, portable patient care solution – superior performance with high mobility.

The ACUSON P300 system is ideal for OB/GYN practices. It delivers excellent performance and productivity so you can deliver the best care to your patients, efficiently.

For more information, visit [www.siemens.com/acusonp300](http://www.siemens.com/acusonp300)



## Excellent Visualization

The ACUSON P300 system offers many advanced imaging technologies as standard, including spatial compounding, speckle reduction and panoramic imaging. Its excellent image quality provides the detail and contrast resolution that matter to clearly delineate complex fetal and gynecological anatomy.

It has a full suite of multiple frequency transducers, and offers, for example, up to 36 cm depth for third trimester patients. The endovaginal transducer has a 195° field-of-view to visualize more anatomy in one image.



## Workflow Productivity

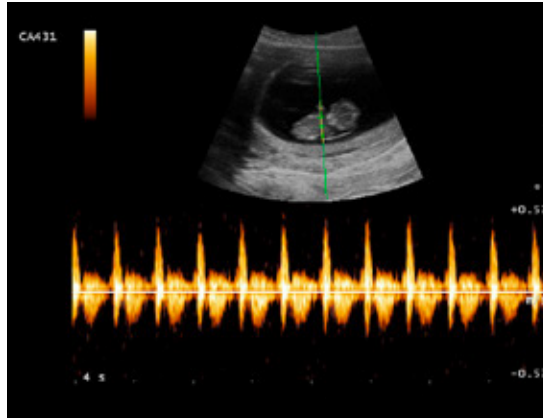
For busy OB/GYN clinics, the ACUSON P300 system streamlines workflow from imaging to reporting. Usability is simplified with customizable measurements and imaging presets, as well as with Auto Adjust for one-touch image optimization for both 2D and PW Doppler. It provides fully customizable reports with options to insert unlimited images. You can link exams for patient follow-up and add generic measurements to the report. DICOM structured reporting for OB is also available.

The ACUSON P300 system provides flexible image management with 250 GB of hard drive space for patient storage, a built-in DVD and three USB ports for easy connectivity.

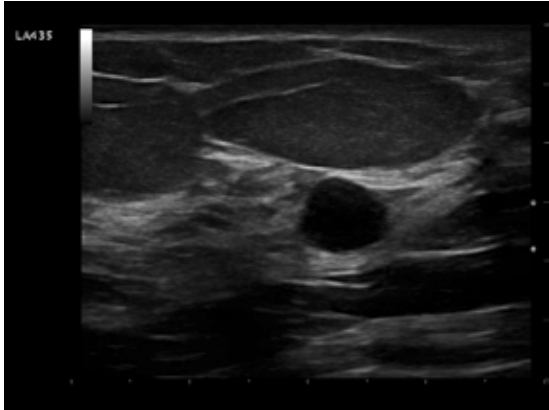
Answers for life.



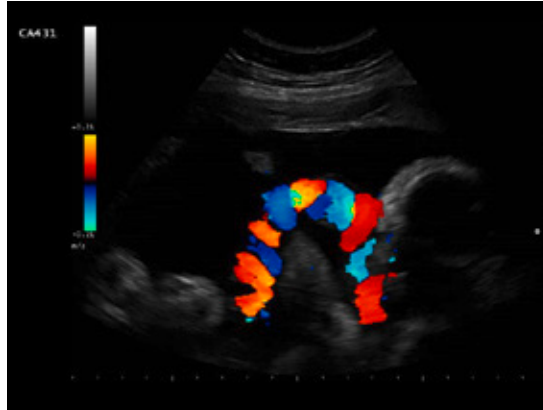
**Left:**  
2<sup>nd</sup> trimester fetal profile



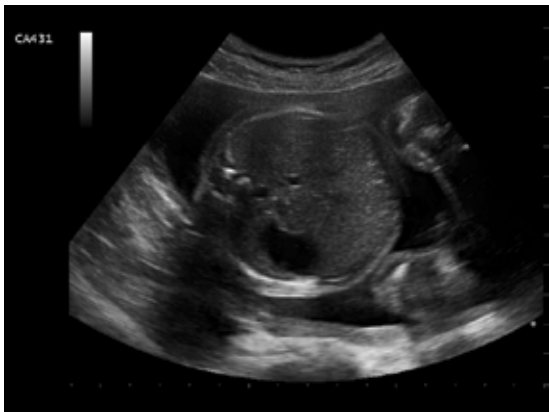
**Right:**  
8-week fetal heart M-mode



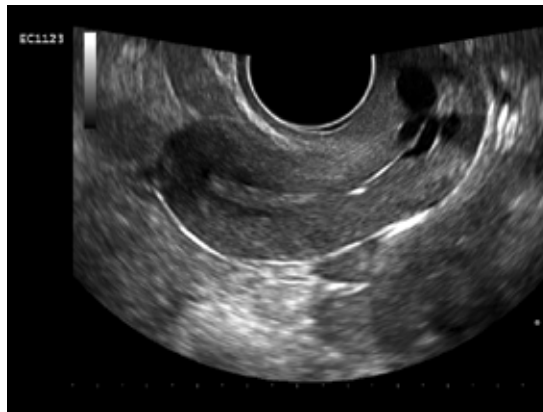
**Left:**  
Breast cyst



**Right:**  
Color Doppler umbilical artery



**Left:**  
2<sup>nd</sup> trimester fetal abdomen



**Right:**  
Endovaginal imaging of nabothian cysts

ACUSON P300 is a trademark of Siemens Medical Solutions USA, Inc.

**Global Siemens Headquarters**  
Siemens AG  
Wittelsbacherplatz 2  
80333 Muenchen

**Global Siemens Healthcare Headquarters**  
Siemens AG  
Healthcare Sector  
Henkestraße 127  
91052 Erlangen  
Germany  
Phone: +49 9131 84-0

**Legal Manufacturer**  
Siemens Medical Solutions USA, Inc.  
Ultrasound  
685 E. Middlefield Road  
Mountain View, CA 94043  
USA  
Phone: 1-888-826-9702  
www.siemens.com/ultrasound

Order No. A91US-282-1C-4A00 | Printed in Germany | CC US 2116 0414 X | © 04.2014, Siemens Medical Solutions USA, Inc.