



SIEMENS

Vascular

The complete, portable patient care solution

ACUSON P300 Ultrasound System

Mobile. Powerful. Extraordinarily versatile.

With a comprehensive feature set, the ACUSON P300 system is your compact vascular scanning solution. With excellent image quality to evaluate carotid, peripheral, and abdominal vascular, the system is equipped to provide you and your patients the best care possible.

For more information, visit www.siemens.com/ACUSONP300



The power to see more.

The powerful ACUSON P300™ ultrasound system with advanced imaging technologies comes standard with speckle reduction, advanced spatial compounding, panoramic imaging, and harmonic imaging to provide excellent detail and contrast resolution for excellent image quality. With one touch image optimization, you can enjoy shorter exam times.



Complete vascular solution.

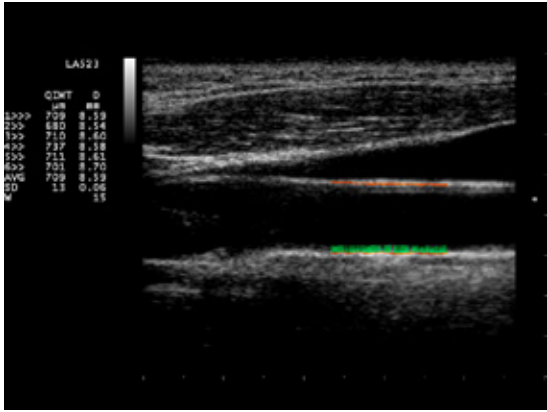
A single transducer solution is available for excellent imaging with a broad frequency range. For superficial scanning, a high frequency linear is available with up to 18 MHz for high-detail resolution. Quickly evaluate the carotid artery in real time semi-automatically with Quality Intima Media Thickness (QIMT), radio-frequency based technology, to get accurate and repeatable evaluation of atherosclerosis risk.



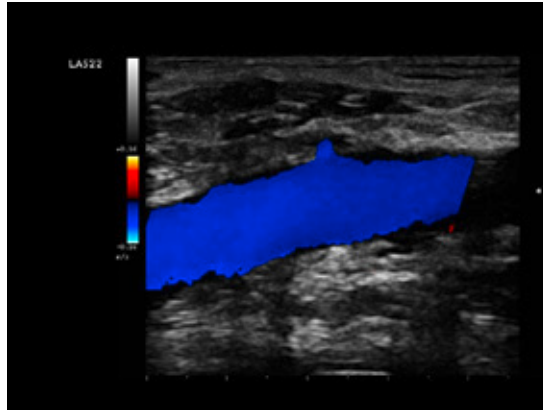
Work the way you need to.

The ACUSON P300 system features a small footprint and mobile cart with hydraulic adjustable height making it easy to use, store and move from room to room. Designed with customizable presets, cardiac measurements and reporting, a 15-inch display, integrated power supply, 80-minute battery, two transducer ports, and three USB ports, the ACUSON P300 ultrasound system was designed with you in mind.

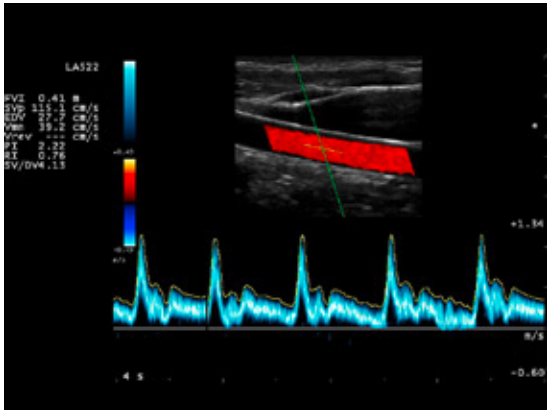
Answers for life.



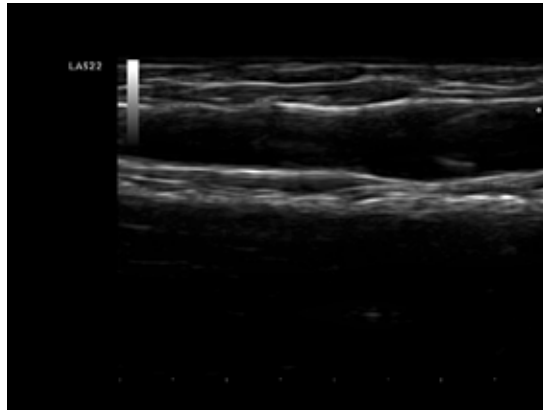
Left: Semi-automated measurement of intima-media thickness



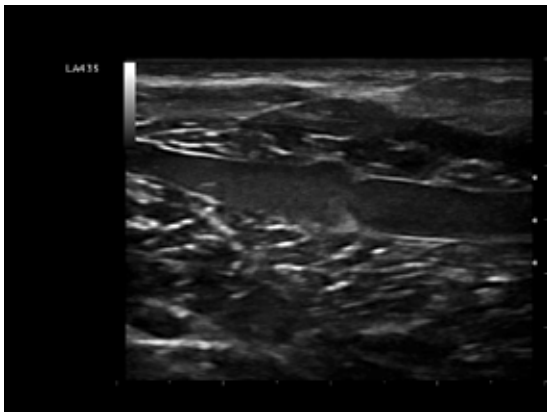
Right: Color Doppler of common femoral vein



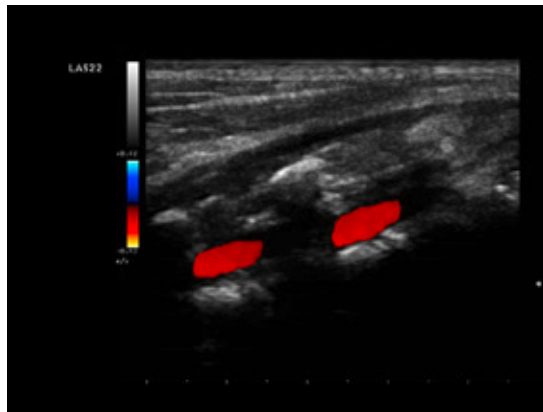
Left: Color and pulsed wave Doppler of carotid artery with Auto Trace measurements



Right: Brachial vein valves



Left: Spontaneous blood flow and venous valve in lower leg vein



Right: Color Doppler of vertebral artery

ACUSON P300 is a trademark of Siemens Medical Solutions USA, Inc.

Global Siemens Headquarters
Siemens AG
Wittelsbacherplatz 2
80333 Muenchen

Global Siemens Healthcare Headquarters
Siemens AG
Healthcare Sector
Henkestraße 127
91052 Erlangen
Germany
Phone: +49 9131 84-0

Legal Manufacturer
Siemens Medical Solutions USA, Inc.
Ultrasound
685 E. Middlefield Road
Mountain View, CA 94043
USA
Phone: 1-888-826-9702
www.siemens.com/ultrasound

Order No. A91US-285-1C-4A00 | Printed in Germany | CC US 2116 04141. | © 04.2014, Siemens Medical Solutions USA, Inc.