



OB/GYN

The Best of What Matters Most: A Smart Solution for OB/GYN

ACUSON X600 Ultrasound System

Without compromise, the ACUSON X600™ ultrasound system delivers what matters most: unparalleled quality of patient care and industry leading system reliability.

Engineered on a robust system architecture and with advanced state of the art technologies migrated from our premium system, the ACUSON X600 system sets a new standard of “standard” in imaging performance and workflow efficiencies, giving you the freedom to grow and adapt to the clinical demands in OB/GYN.



Advanced Imaging

Superb 2D imaging resulting from features like Advanced SieClear™ spatial compounding and Dynamic TCE™ tissue contrast enhancement technology optimized for OB/GYN provide exceptional detail and contrast resolution. With three new volume transducers and new workflow, the ACUSON X600 system provides enhanced 3D/4D image quality for clear visualization of complex fetal and maternal anatomy.



Built to Work Smart

With thoughtful engineering to create true value, the ACUSON X600 system offers reliability, ergonomic design and efficient workflow. The system provides quick access to frequently used controls and multiple customizations of imaging presets including measurement and reporting packages. Smart productivity features like syngo® Auto OB measurements simplify fetal biometrics measurements, saving up to 75% of key strokes* and providing consistency in data measurements.



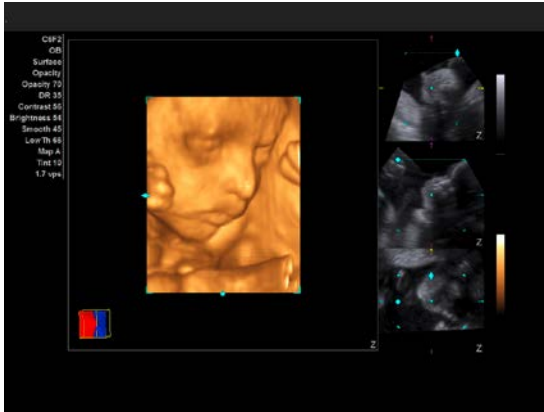
Progress and Protection

Built on the solid foundation of proven reliability, the ACUSON X600 system delivers dependability so you can deliver the same to your patients. With low cost of ownership, it is a cost-effective core solution that can evolve and adapt with your OB/GYN practice.

*Data on file

The ACUSON X600 system gives you the freedom to choose a cost-effective, smart solution without compromises.

Answers for life.



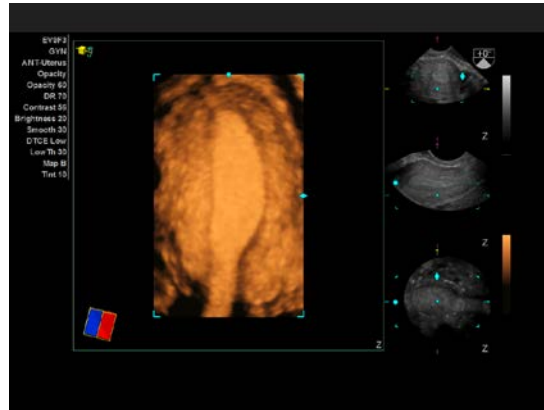
Left:
4D of fetal face



Right:
Ovarian cyst with color Doppler of ovarian vasculature



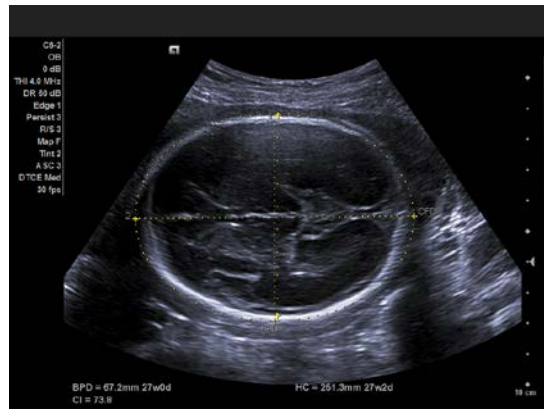
Left:
Endovaginal image of uterus with wide field-of-view



Right:
3D of unicornuate uterus and endometrium



Left:
Fetal profile



Right:
Fetal head circumference with syngo® Auto OB measurements

Standalone images may have been cropped to better visualize pathology.

ACUSON X600 is a trademark of Siemens Medical Solutions USA, Inc., and syngo is a trademark of Siemens AG.

Global Siemens Headquarters
Siemens AG
Wittelsbacherplatz 2
80333 Muenchen
Germany

Global Siemens Healthcare Headquarters
Siemens AG
Healthcare
Henkestraße 127
91052 Erlangen
Germany
Phone: +49 9131 84-0

Legal Manufacturer
Siemens Medical Solutions USA, Inc.
Ultrasound
685 E. Middlefield Road
Mountain View, CA 94043
USA
Phone: 1-888-826-9702
www.siemens.com/ultrasound

Order No. A91US-301-1C-4A00 | Printed in Germany | CC US 2709 1114 | © 11.2014, Siemens Medical Solutions USA, Inc.