

# SIEMENS

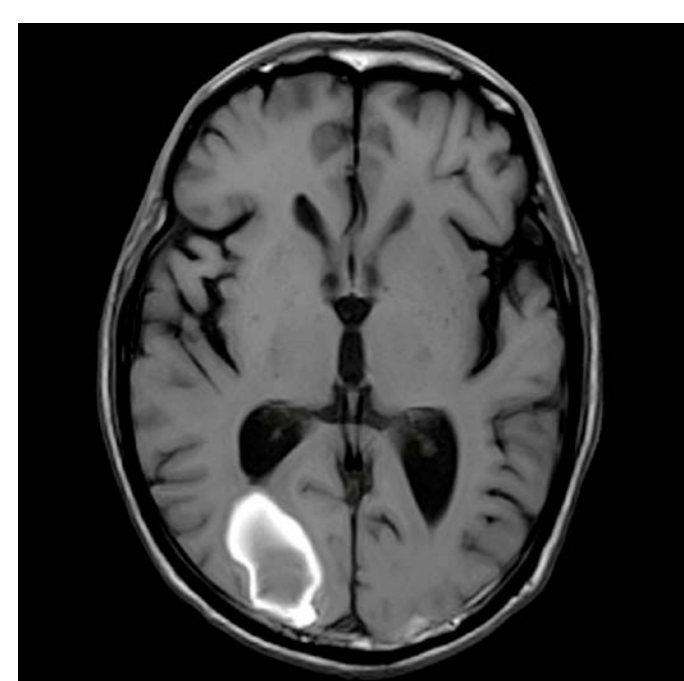


[www.siemens.com/MAGNETOM-ESSENZA](http://www.siemens.com/MAGNETOM-ESSENZA)

## Taking care of you from head to toe.

147 cm short and equipped with the latest technology, Siemens MAGNETOM ESSENZA simply makes it easier to get excellent MRI images from head-to-toe in less time.

Want to know more about Magnetic Resonance Imaging (MRI)? Ask for the patient information leaflet at your practice or download it on [www.siemens.com/mri-patient-information](http://www.siemens.com/mri-patient-information).



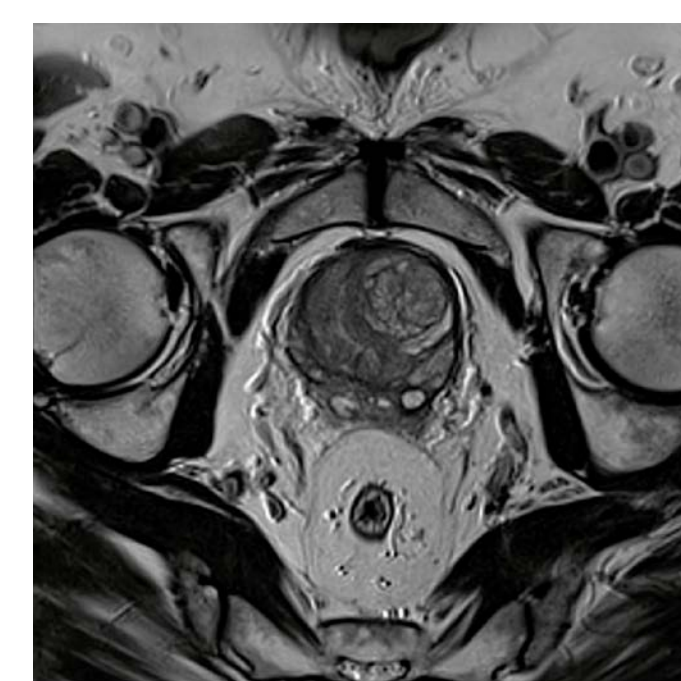
### Neuro

Excellent performance and pristine image quality for standard and advanced applications, in 2D or 3D, e.g. submm isotropic resolution with syngo SPACE.



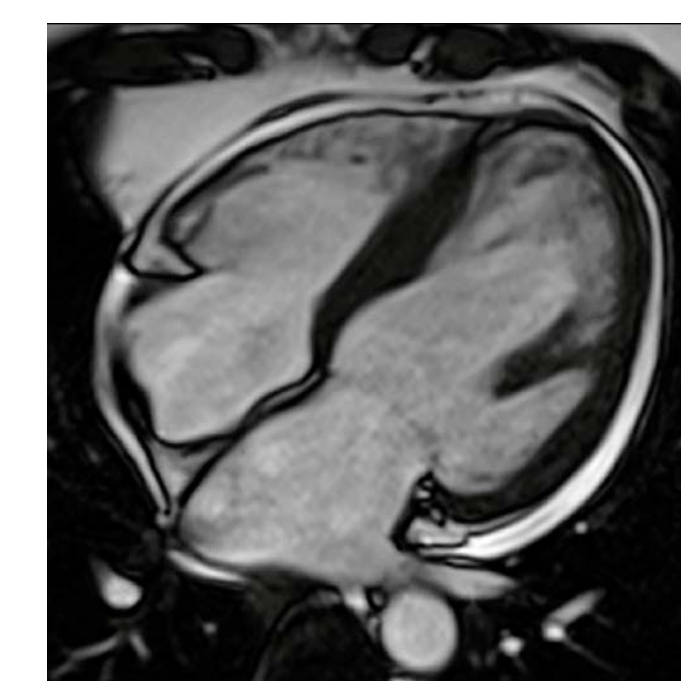
### Ortho

Examine ligament tears to cartilage degeneration with high-resolution imaging and a wide range of dedicated coils.



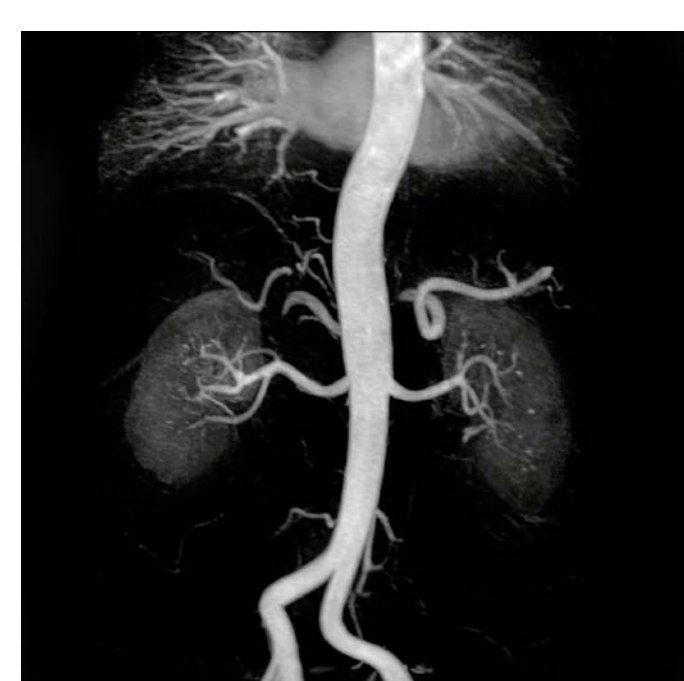
### Onco

Provide state-of-the-art oncology services for tumor detection and staging of prostate, liver cancers, and more.



### Cardiac

Easily answer clinical questions, from cardiomyopathies to ischemic heart disease, and valvular to congenital heart diseases.



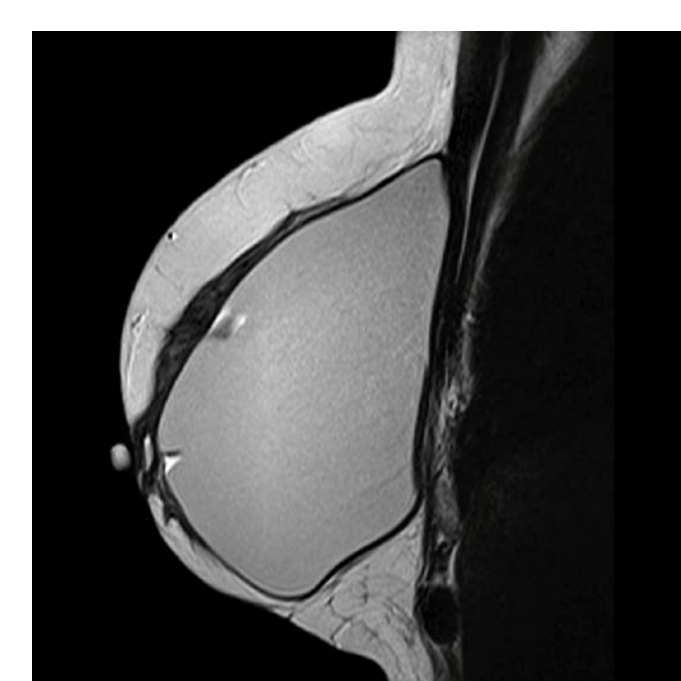
### Angio

Easily depict vessel diseases with contrast and non-contrast enhanced techniques.



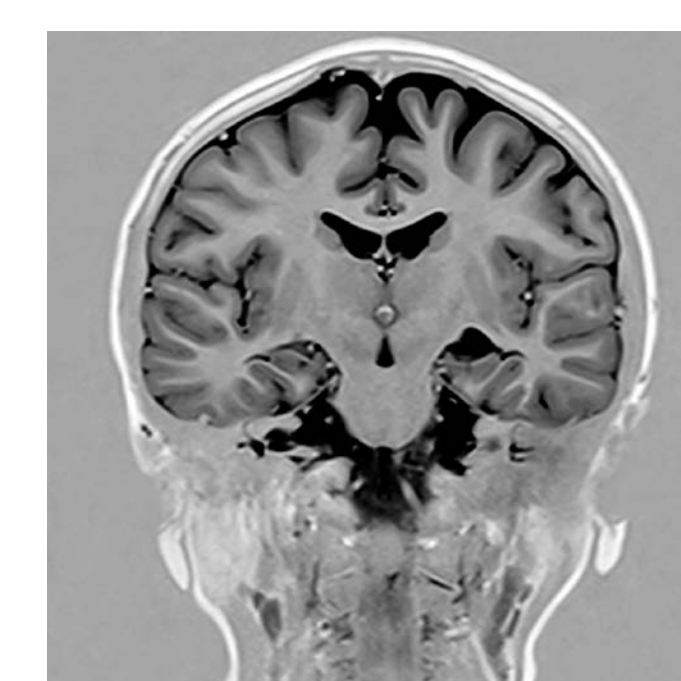
### Body

Perform high-resolution free-breathing abdominal studies like MRCP or fast single-breathhold 3D abdominal scanning with CAIPIRINHA.



### Breast

Streamline your workflow in clinical breast cases, including breast implant assessment and therapy monitoring.



### Pediatric\*

Achieve excellent contrast and resolution with agedependent protocols, using ultra-fast and motion correction techniques.

\*MR scanning has not been established as safe for imaging fetuses and infants under two years of age. The responsible physician has to decide about the benefit of the MRI examination in comparison to other imaging procedures.

**Answers for life.**