



What's new in teamplay

Discover the latest features and functionalities

Dear teamplay user,

Today over 1,850 institutions¹ are using teamplay, and as a teamplay user you can look forward to the new software release. This latest version brings new key features and enhancements to the teamplay solution that will help you manage your imaging fleet more efficiently.²

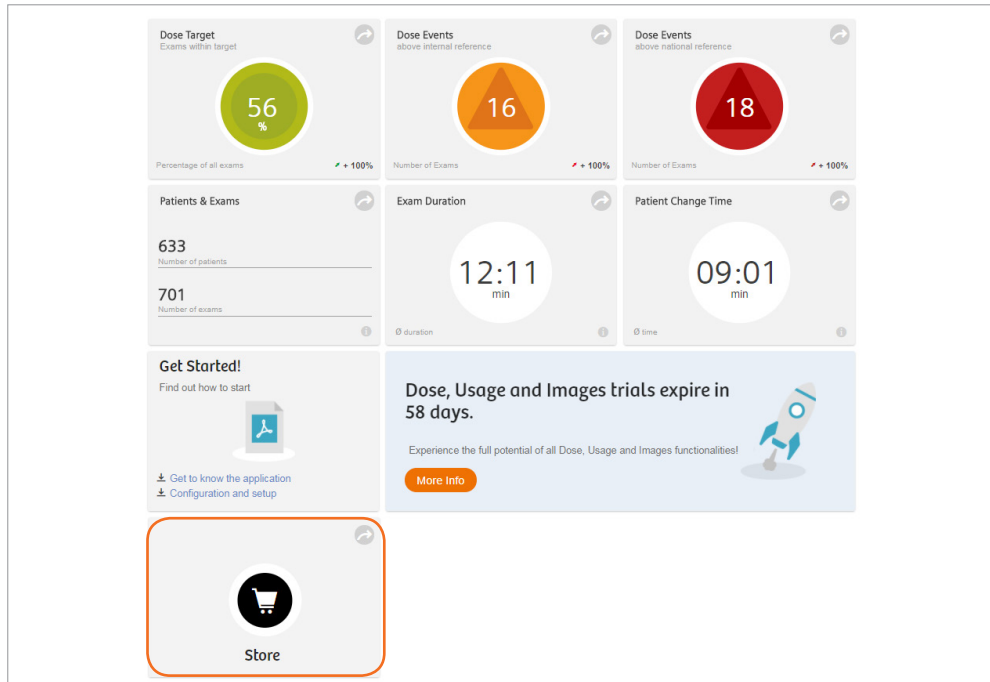
As a teamplay user you'll automatically gain access³ to the new features and functionalities.

Here is a brief overview highlighting what's new and what your benefits are.

What's new?

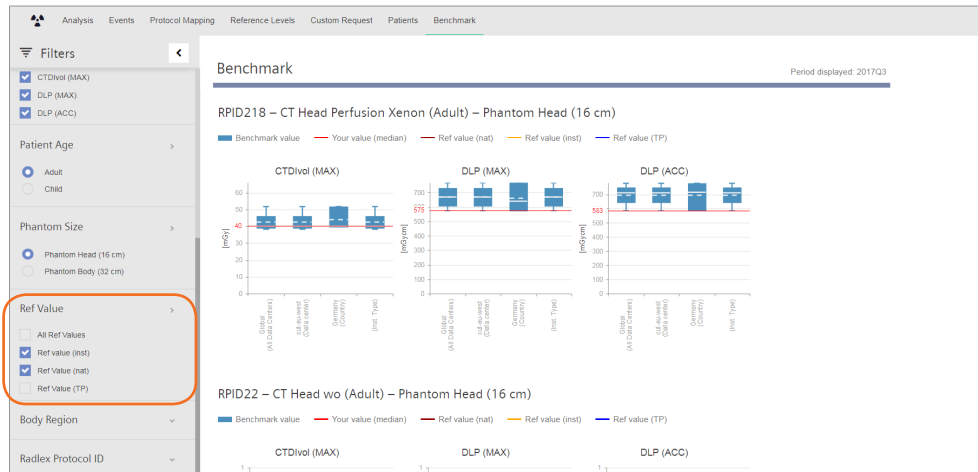
Overall:

- The login and registration page are refreshed with a new design that's more inviting.
- If you're based in the U.S. or European Union (except Cyprus, Malta and Slovenia), on the Dashboard page you'll find a new tile that gives you direct access to the Siemens Healthineers Store where you can find more applications⁴.



teamply Dose:

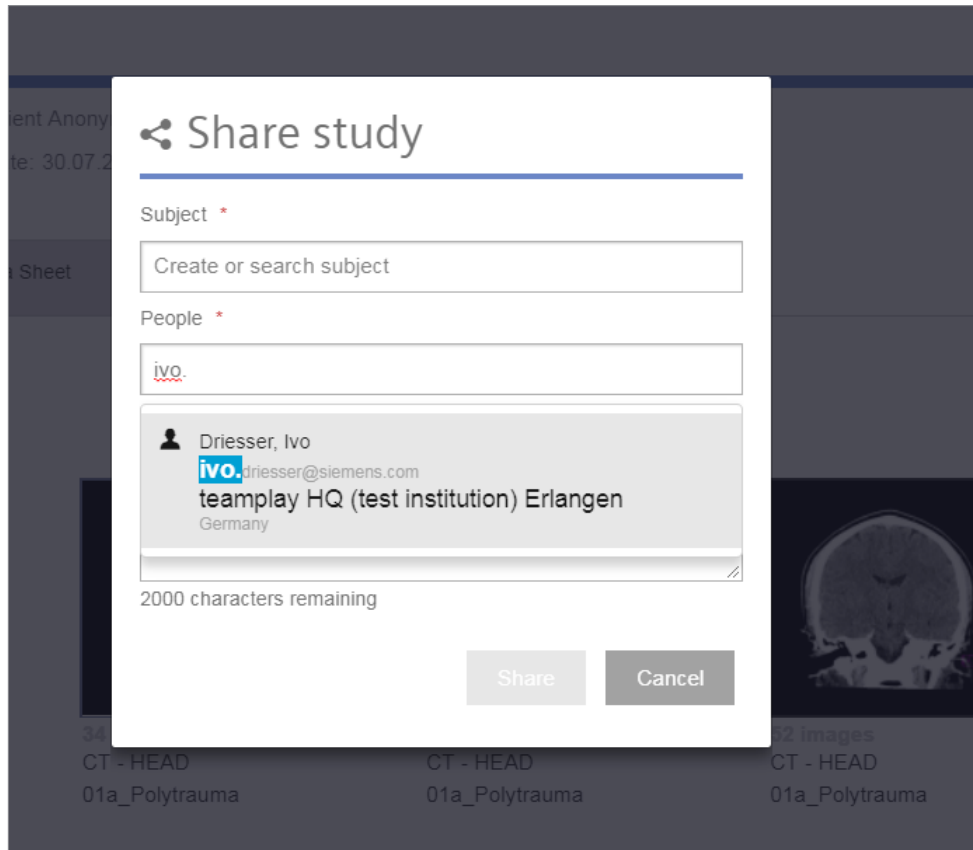
- Benchmarking* is enhanced with new functionalities. Global benchmarking lets you compare your institution with other players around the world. On the side panel, you can now select dose reference values if you want to compare your reference values with the benchmarking values. The “Ref. value (TP)” is the teamply radiation dose reference value and is based on an interpolation of existing global reference values. This is a useful guide to reference values if your country doesn't yet offer them.



- Additional DICOM information from different modalities is included in teamply to support more precise investigations.
 - Mammography: Filter material, filter thickness (mm), compression thickness, and compression force
 - Nuclear medicine: Radiopharmaceutical name, isotope name, and radiopharmaceutical ISO code
- Overall improvements in automapping and processing data from Hitachi CT scanners may help provide a smoother work-flow and a complete performance overview for your imaging scanner fleet.

teampay Images/teampay Images Research⁵:

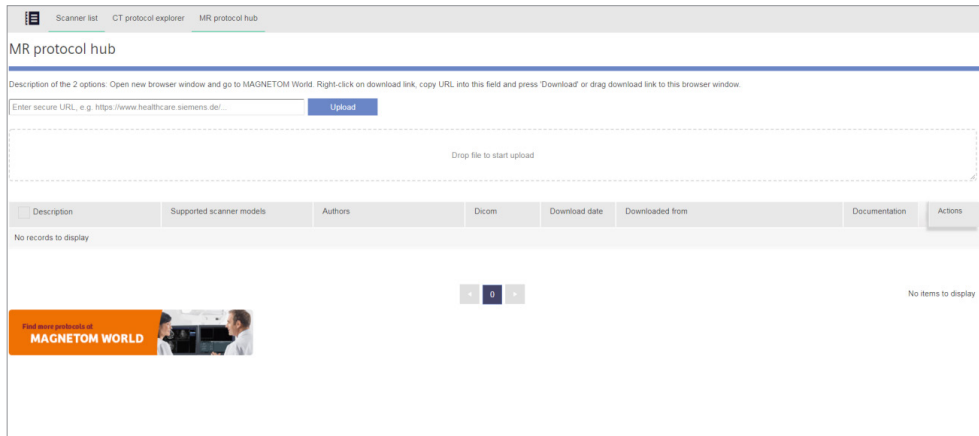
Now recipients can be easily found by their registered primary email address.



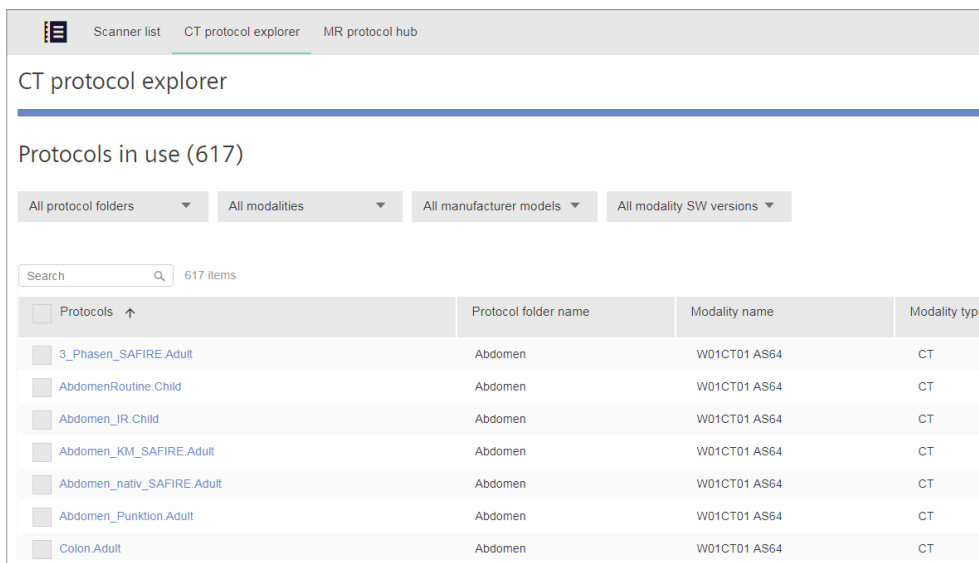
- When clinical images and studies are shared with third parties, the status of the study transfer is displayed here. Now you can see the identity of the third-party application where the images were sent and check their status.

teampay Protocols^{6*}

- You now have access to the MR protocol hub. This functionality makes it easy to select and distribute MR scan protocols on your fleet. On the [MAGNETOM World Website](#) you'll find interesting clinical cases posted by peer institutes and top experts. Drag-and-drop or copy-paste the scan protocol from the MAGNETOM World Website directly onto the MR protocol hub, and from there you can easily distribute this protocol to all the connected Siemens Healthineers MRI machines in your fleet.



- The CT protocol explorer has added more filters so that you can find the protocol you're looking for faster. Select the scanner model, for example, or the protocol folder.



- From now on, we're offering teampay Protocols BASIC*, your gateway to interactive protocol management. teampay Protocols BASIC makes it possible to view the protocol tree of all your Siemens Healthineers CT scanners, including all scan protocols with the scan and reconstruction parameters. When a protocol is modified, a new version will be added to teampay and will be easily comparable. The Analysis view adds the applied radiation value so that you have all the important information you need on one screen. The CT protocol explorer shows you the complete set of CT scan protocols for the Siemens Healthineers devices in your fleet. The MR protocol hub is included so that you can grab expert MR scan protocols from the MAGNETOM World Website and distribute them among the Siemens Healthineers MRs in your fleet.

Disclaimer:

- ¹ Institutions are physical locations of connected customers.
- ² The teamplay offerings are not commercially available in all countries. If the services are not marketed in countries due to regulatory or other reasons, the service offering cannot be guaranteed. Please contact your local Siemens organization for further details.
- ³ Prerequisites include: (wireless) connection to clinical network, meeting recommended minimum hardware requirements, and adherence to local data security regulations.
- ⁴ The Siemens Healthineers Digital Ecosystem is under development and is not commercially available in the U.S. and other countries. If the services are not marketed in specific countries due to regulatory or other reasons, this service offering cannot be guaranteed.
- ⁵ teamplay Images Research is not intended for clinical use. The DICOM viewer is not intended for diagnostic display.
- ⁶ teamplay Protocols supports selected Siemens Healthineers scanners. Please contact your Siemens Healthineers representative for more details.
- * Fee-based application; Availability of Benchmark option depends on a minimum number of considered subscribers to guarantee customer anonymity and protection.

.....

Siemens Healthineers Headquarters
Siemens Healthcare GmbH
Henkestr. 127
91052 Erlangen
Germany
Phone: +49 9131 84-0
siemens-healthineers.com